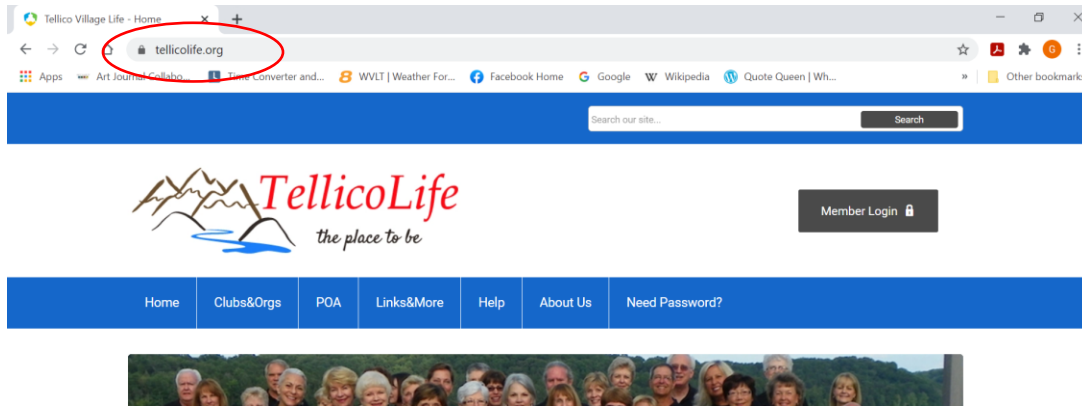
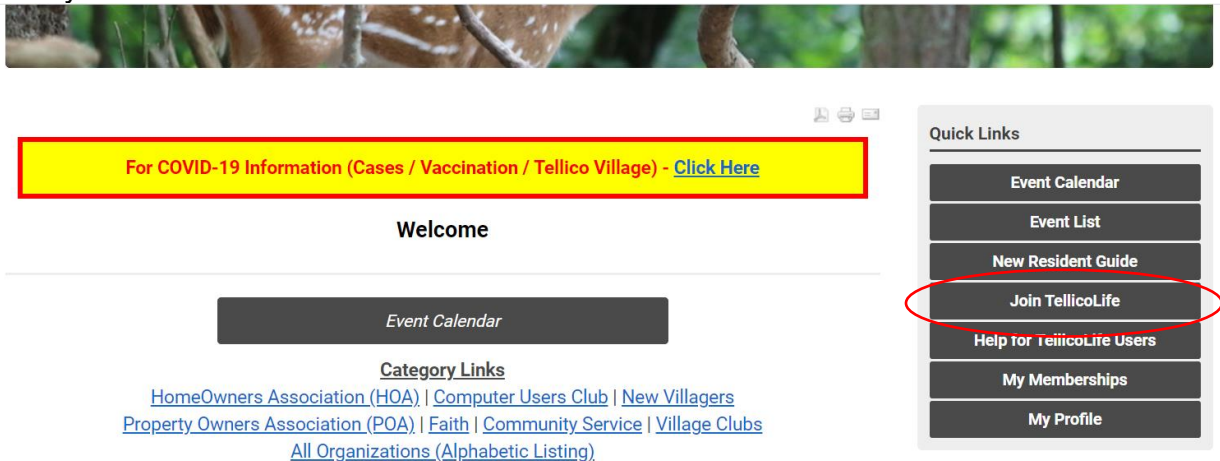


# TELLICO LIFE – HOW TO JOIN - PRINTABLE GUIDE

First you must get into the TellicoLife web site.  
In your internet browser type [www.tellicolife.org](http://www.tellicolife.org). Click the “Enter” button on your keyboard. This is the site



Scroll down the page to the button “Join TellicoLife. Click that box. Note: if your are on a tablet or cell phone, or not in full screen mode, the black boxes will be towards the bottom of the page. This document was written in full screen laptop mode. Other devices may/will look a little different.



Put in your email and click “Register”

Join TellicoLife

---

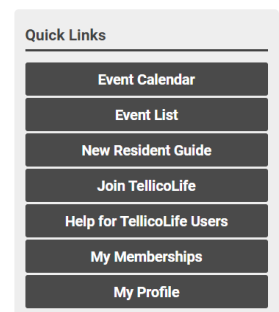
If you are an existing TellicoLife member, click the Member Login button above and log in.

If you are **NEW** to TellicoLife, this form will register you as a new TellicoLife member. To get started, enter your email address below.

By providing your email address below, you are also indicating that you have read and agree with our Privacy Poicy, located [here](#).

Email

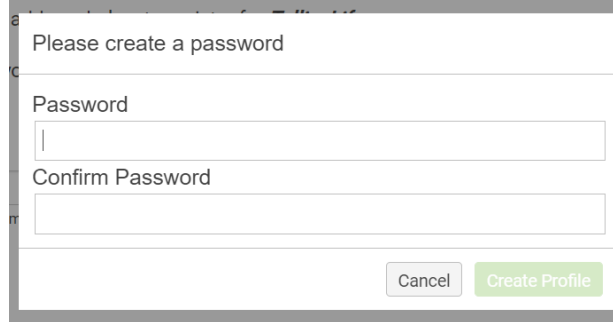
By providing your email address, you agree to receive emails from TellicoLife.



Upcoming Events

## TELLICO LIFE – HOW TO JOIN - PRINTABLE GUIDE

You will get a pop up box asking you to put in a password. Put in your password. Put it in the “Confirm Password”. Then click the “Create Profile” button



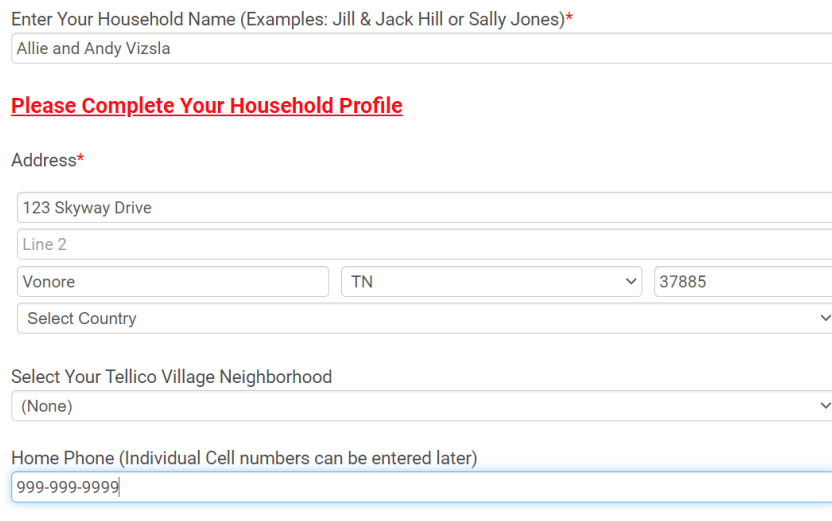
Please create a password

Password

Confirm Password

Cancel Create Profile

You will see a paragraph welcoming you (not shown). Scroll down to fill out Household information. The household is usually your first name and your spouse’s first name + your last name. See examples provided. Fill in your address and telephone number. If you do not live in Tellico Village select (none) for your Tellico Village neighborhood.



Enter Your Household Name (Examples: Jill & Jack Hill or Sally Jones)\*

Allie and Andy Vizsla

**Please Complete Your Household Profile**

Address\*

123 Skyway Drive

Line 2

Vonore TN 37885

Select Country

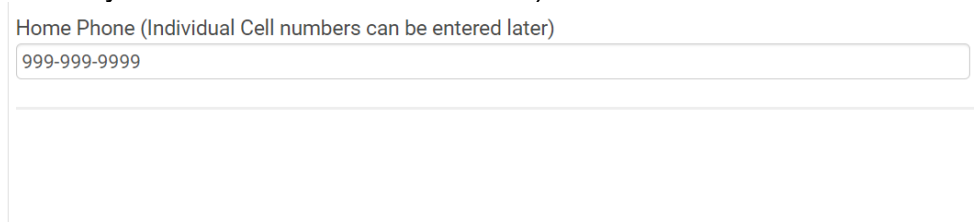
Select Your Tellico Village Neighborhood

(None)

Home Phone (Individual Cell numbers can be entered later)

999-999-9999

Click Next: (You may need to scroll down to find it.)



Home Phone (Individual Cell numbers can be entered later)

999-999-9999

→ Next

Now its time to set up your individual Registration.

# TELLICO LIFE – HOW TO JOIN - PRINTABLE GUIDE

## TellicoLife Registration

Individual Name\*

**Please Complete Your Individual Profile**

Phone

Cell

Your Email

Main

*The next question asks when you were born. Participating clubs will use this information to create services that meet the demographics of our community. You may or may not choose to provide this information (it is optional).*

In which date range were you born?\*

Tellico Life is designed to have multiple members per household. Please also sign your spouse up at this time by clicking “Create Linked Profile”. If the household is yourself, please click “Next”.

Click **CREATE LINKED PROFILE** to register another member of your Household.

Click **NEXT** after registering all members of your Household.

Create Linked Profile

Previous Next

Enter the fields needed for your spouse’s information. If you clicked “Next” scroll down to “Summary” Information.

## TellicoLife Registration

▶ Allie Vizsla (Self)

▼ [Delete](#)

Individual Name\*

**Please Complete Your Individual Profile**

Phone

Cell

Your Email

Main

# TELLICO LIFE – HOW TO JOIN - PRINTABLE GUIDE

Complete the form for your spouse. Continue this process for all members of the household. When finished, Click “Next”

Main  
andyv24@anyemail.net

*The next question asks when you were born. Participating clubs will use this information to create services that meet the demographics of our community. You may or may not choose to provide this information (it is optional).*

In which date range were you born?\*

Since 1970

Click **CREATE LINKED PROFILE** to register another member of your Household.  
Click **NEXT** after registering all members of your Household.

Create Linked Profile

Previous Next

## Summary Information:

You are almost done. A summary page will come up. Please review the information on this page. The entire summary page is not shown in this example. Scroll down until you see “Submit”. Click “Submit”

### Summary

#### TellicoLife Registration

##### Organization

Allie and Andy Vizsla

##### Address :

123 Skyway Drive

Vonore TN 37885

##### Andy Vizsla

###### Individual Name:

Andy Vizsla

###### Phone - Cell:

999-999-9998

###### Your Email - Main:

andyv24@anyemail.net

###### In which date range were you born?:

Since 1970

Total:

\$0.00

Previous Submit

## TELICO LIFE – HOW TO JOIN - PRINTABLE GUIDE

You will get a “Confirmation” page with valuable information. Please review this information. (The entire screen is not shown here). Click “Finish”.

You are now logged onto *TellicoLife*. We hope you find our site easy to use and loaded with useful information.

- Browse the Help menu for FAQs, How To Guides, and to give us your feedback
- Contact us at [info@tellicolife.org](mailto:info@tellicolife.org)

Thank you,

Your TellicoLife Participating Clubs



Finish

You are now ready to use Tellico Life as a member. Please check out your profile information and remember your password.

### **Tellico Village New Resident Guide**

Welcome to Tellico Village! You've made a great choice on your residence.  
This is your step-by-step guide to get connected with your new Tellico Village lifestyle.

### **Tellico Village General Communication**

By registering for these services, you will receive general information about what is happening in Tellico Village.

[TellicoLife](#)

Quick Links
<a href="#">Event Calendar</a>
<a href="#">Event List</a>
<a href="#">New Resident Guide</a>
<a href="#">Help for TellicoLife Users</a>
<a href="#">My Memberships</a>
<a href="#">My Profile</a>
<a href="#">Membership Directory</a>